

Try Sharecare for yourself today



Sign up Instructions

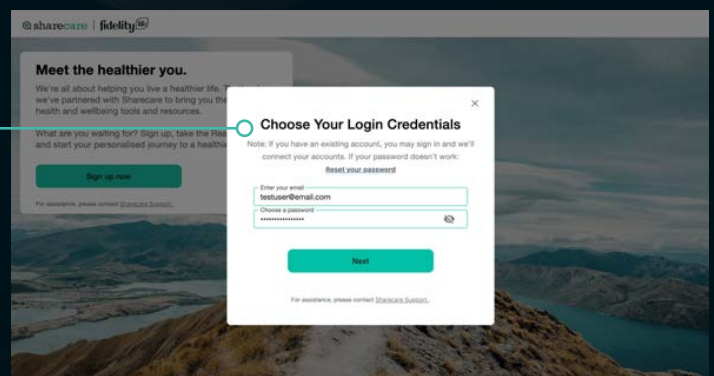
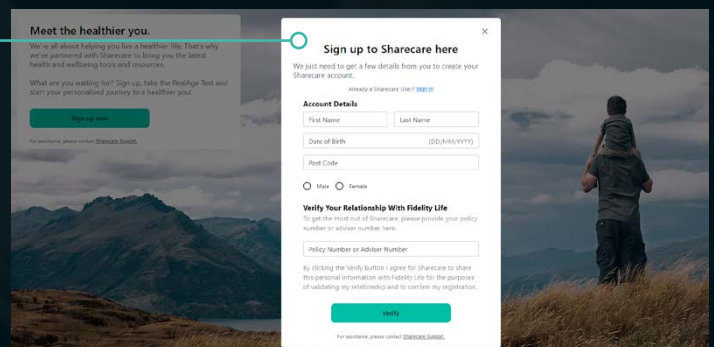
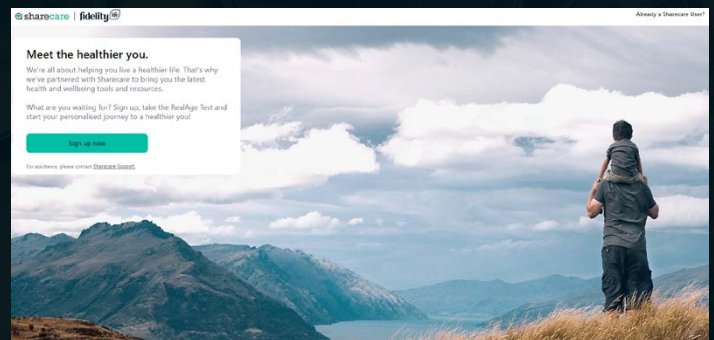
1. To sign up to Sharecare go to <https://fidelitylife.sharecarenz.co.nz>

Click on 'Sign up now'

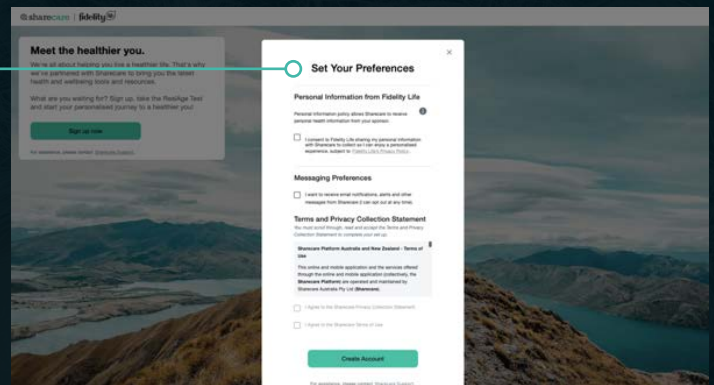
2. Enter your registration details:

- First name
- Last name
- Date of birth
- Post code
- Gender
- Policy number
- Click on the 'Verify' button

3. Enter your email address
4. Enter your password
5. Click on the 'Next' button



6. Decide whether you want Fidelity Life to share your personal information with Sharecare. Clicking the **i** button tells you what types of information might be shared by Fidelity Life. Once you have decided, either tick the check box or not according to your preference. This consent is optional and can be changed at any time.



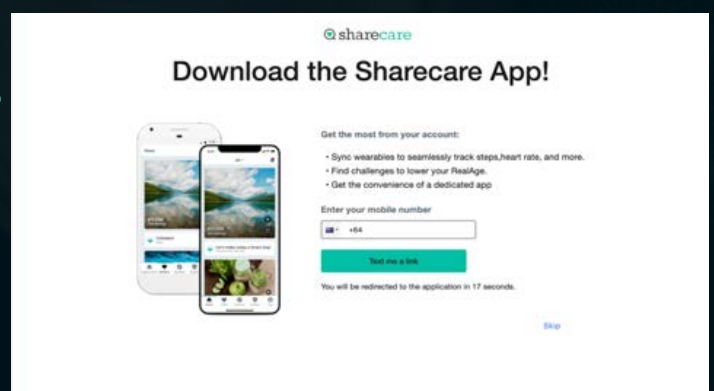
7. Read the consent regarding managing your email with Sharecare and check (or not) according to your preference. This can be changed at any time.
8. Scroll through and review the Sharecare Privacy Collection Statement, Privacy Policy and Terms of Use.
9. Tick the 'check' boxes (these will only become clickable once the Privacy documents have been scrolled).
10. Click on the 'Create Account' button

Congratulations, you've now created your Sharecare account

11. You will then be invited to download the Sharecare app on your mobile phone from either the Apple App or Google Play store. This is optional.

To receive a link to download the Sharecare app, enter your mobile number or click on the 'Skip' button to skip this step.

You can download the Sharecare app at the App Store or Google Play store with your new credentials any time.



12. Now that you've created your profile, you will be invited to take the RealAge test. Click on the green 'Get Started' button or click 'Not now' to do the test later.

- The 'Get Started' button will take you to the RealAge test where you will answer questions about your health and wellbeing and learn your RealAge.
- If you click on the 'Not Now' button, you will still be able to use the Timeline and features in the app. Completing your RealAge is easy from the home screen and can be done at any time. It helps the app know you, so it's a good idea to do it asap.
- If you completed your RealAge test your RealAge will be displayed on the home tile. You'll now be able to view event cards on various topics, explore the wide variety of content and sign up to Challenges via the 'Achieve' icon.

You're now all set to start defying your age!

