

# WHY CHOOSE FIDELITY LIFE?

WE'RE IN THE BUSINESS OF PAYING CLAIMS TO OUR CUSTOMERS

IN 2017  
WE PAID OUT  
**\$105.3M**  
IN CLAIMS

TO OVER  
**1,100**  
customers

**\$2.5M**  
TOTAL AND PERMANENT  
DISABILITY

**\$22.8M**  
TRAUMA

**\$23.2M**  
INCOME  
PROTECTION

**\$56.8M**  
LIFE/TERMINAL  
ILLNESS

## INCOME PROTECTION



**48%**  
OF OUR  
INCOME  
PROTECTION  
CLAIMS WERE  
DUE TO AN  
ACCIDENT



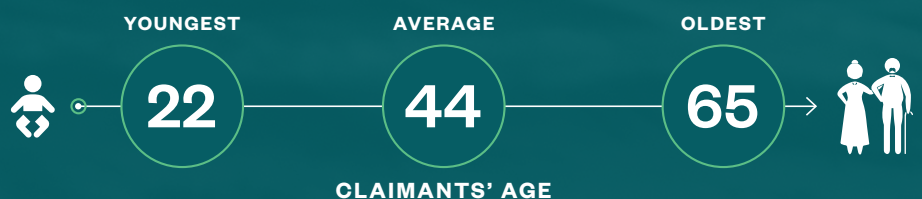
OF ALL OUR  
INCOME PROTECTION  
CLAIMS WERE DUE TO  
MENTAL HEALTH

**1/5** NEW ZEALANDERS




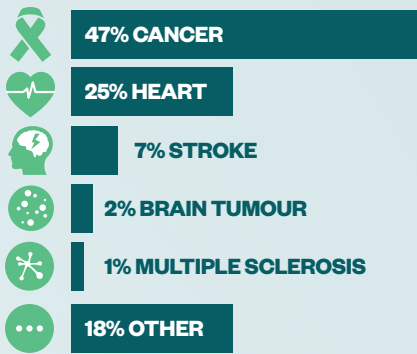
LIVE WITH MENTAL ILLNESS  
AND/OR ADDICTION EACH YEAR\*

**22%** OF INCOME PROTECTION CLAIMANTS WERE BETWEEN 40-50 YEARS OLD



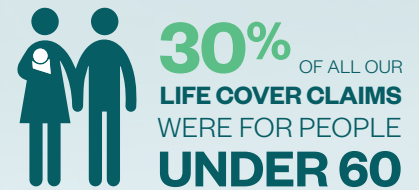

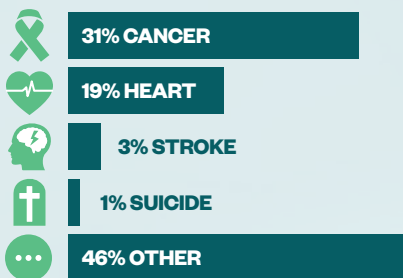
# TRAUMA

## TRAUMA CLAIMS



# LIFE AND TERMINAL ILLNESS

## LIFE AND TERMINAL ILLNESS CLAIMS



**1/3**

OF OUR LIFE COVER CLAIMS  
WERE CANCER RELATED

**19%**

OF CANCER RELATED CLAIMS  
WERE FOR  
**LUNG CANCER**  
WHICH IS THE BIGGEST CAUSE  
OF DEATH IN NEW ZEALAND<sup>iii</sup>

**1/5**

OF OUR LIFE COVER CLAIMS  
WERE FOR HEART RELATED DISEASE

**EVERY 90 MINS**

HEART RELATED  
DISEASE  
claims a life  
in NZ<sup>iv</sup>

All Fidelity Life claim statistics relate to the 2017 financial year period

ii From Stroke Foundation of NZ, [www.stroke.org.nz](http://www.stroke.org.nz)

iii [www.health.govt.nz/your-health/conditions-and-treatments/diseases-and-illnesses/lung-cancer](http://www.health.govt.nz/your-health/conditions-and-treatments/diseases-and-illnesses/lung-cancer)

iv From Ministry of Health (2015) Mortality and Demographic data 2012. Wellington: Ministry of Health.